

ccNSO Finance Working Group: Survey on ICANN Contributions and Services

Byron Holland
March 11, 2012

ccNSO Finance Working Group

Objectives:

1. To gather insights that will help the ccNSO Finance Working Group better understand existing ccTLD contributions to ICANN.
2. To address which contribution models may be acceptable to the ccTLD community.

ccNSO Finance Working Group

ICANN services attributed to ccTLDs by ICANN:

- IANA functions and services for country code registries.
- Local presence in regions, engagement with ccTLDs, regional organizations.
- Policy work and secretariat support for the ccNSO.
- Manage the IDN ccTLD Fast Track operations.
- An allocation of overhead costs such as rent, human resources and accounting.

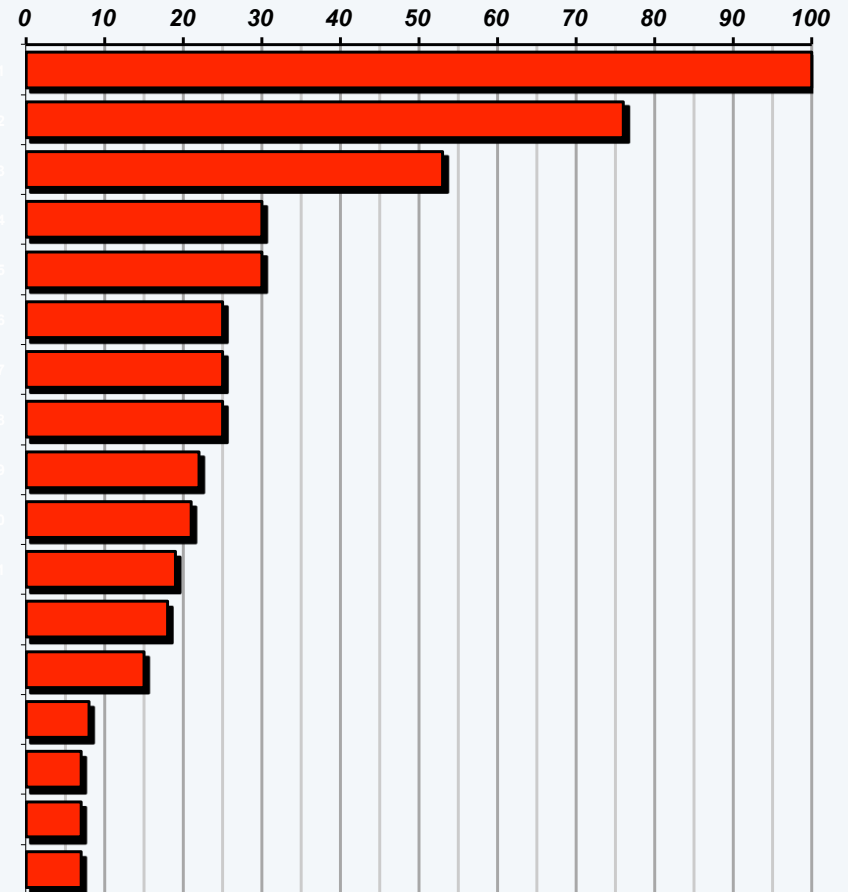
ccNSO Finance Working Group

ccTLDs use different ICANN services:

- ccTLDs `run their own shop':
 - ccTLDs develop & implement own policies.
 - Create and manage compliance environment
 - Certify and manage Registrars.
 - ccTLDs operate local whois & policies.

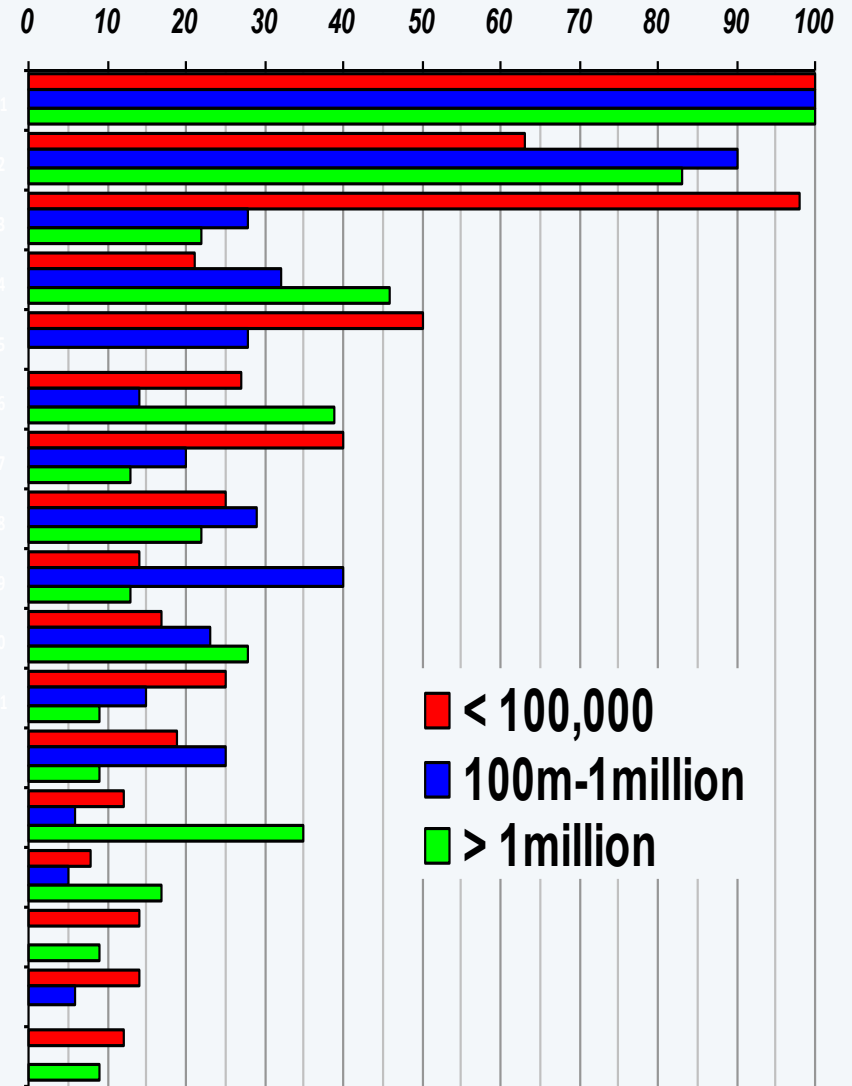
RELATIVE CURRENT-USAGE INDEX OF ICANN TECHNICAL RESOURCE AND SUPPORT SERVICES...

- Root zone management
- Info. and policy updates and newsletters
- Delegation / Redelegation
- Avail. And partic. of ICANN senior staff and board members at meetings
- Travel funding to attend ICANN meetings
- IPv6 rollout
- ccTLD training
- Other ICANN resources and support
- Deployment of IDN
- Regional liaison and offices
- Registration systems
- Local DNSSEC adoption
- Solutions for DNS security
- New TLD rollout
- Simultaneous intepretation and translation of documents
- DNS-related software
- Availability of ICANN proceedings and meetings in six UN languages



RELATIVE CURRENT-USAGE INDEX OF ICANN TECHNICAL RESOURCE AND SUPPORT SERVICES BY NUMBER OF DOMAIN-NAMES MANAGED...

- Root zone management
- Info. and policy updates and newsletters
- Delegation / Redelegation
- Avail. And partic. of ICANN senior staff and board members at meetings
- Travel funding to attend ICANN meetings
- IPv6 rollout
- ccTLD training
- Other ICANN resources and support
- Deployment of IDN
- Regional liaison and offices
- Registration systems
- Local DNSSEC adoption
- Solutions for DNS security
- New TLD rollout
- Simultaneous intepretation and translation of documents
- DNS-related software
- Availability of ICANN proceedings and meetings in six UN languages



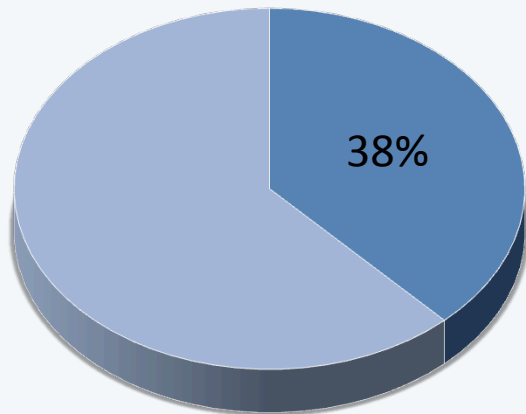
ccNSO Finance Working Group

Finding #1:

The ccTLDs that use the least amount of ICANN services make the largest financial contributions.

ccNSO Finance Working Group

Incidence of contributions based on domain names under management.



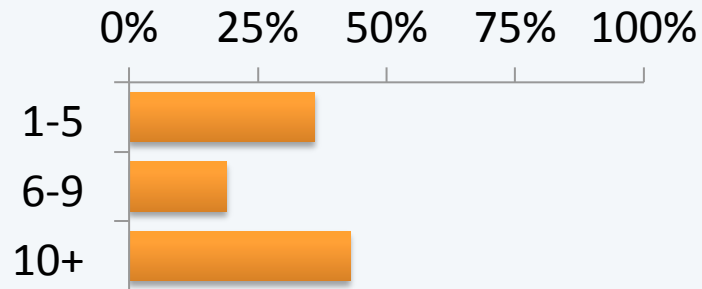
FINANCIAL CONTRIBUTION BY FORMAL AGREEMENT	MEAN	MEDIAN
< 100M DOMAN NAMES	\$1,200	\$1,000
100M – 1 MILLION NAMES	\$13,500	\$16,000
> 1 MILLION NAMES	\$76,000	\$40,000

VOLUNTARY FINANCIAL CONTRIBUTION	MEAN	MEDIAN
< 100M DOMAN NAMES	\$3,700	\$1,500
100M – 1 MILLION NAMES	\$8,600	\$5,000
> 1 MILLION NAMES	\$69,000	\$65,000

- Four in 10 ccTLDs indicate that their contribution to ICANN is related to the number of domain names being managed. However, the above table shows that across all ccTLDs who participated in this study, there is a clear pattern of size of contribution correlating with size of domain-name base.
- Size appears to drive contribution level for both voluntary and agreement-base support.

ccNSO Finance Working Group

Number of years ccTLDs have been providing financial support to ICANN

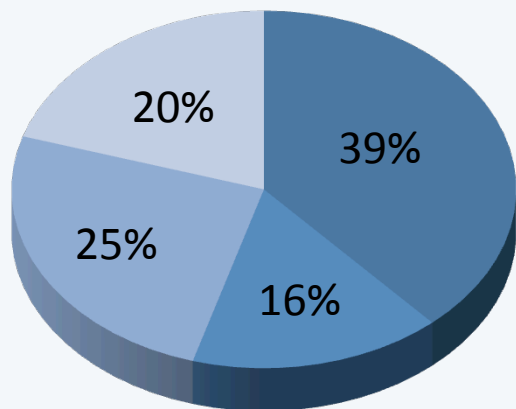


AVERAGE LENGTH OF TIME CONTRIBUTING TO ICANN	MEAN	MEDIAN
< 100M DOMAN NAMES	6.1 years	5 years
100M – 1 MILLION NAMES	7.5 years	9 years
> 1 MILLION NAMES	8.4 years	10 years

ccNSO Finance Working Group

FREQUENCY OF ccTLD TRAVEL TO ATTEND ICANN MEETINGS

- 3 Times per year
- Twice per year
- Once per year
- Never



INCIDENCE OF ATTENDING ICANN MEETINGS 3 TIMES PER YEAR – BY TYPE OF \$ SUPPORT FOR ICANN ACTIVITIES

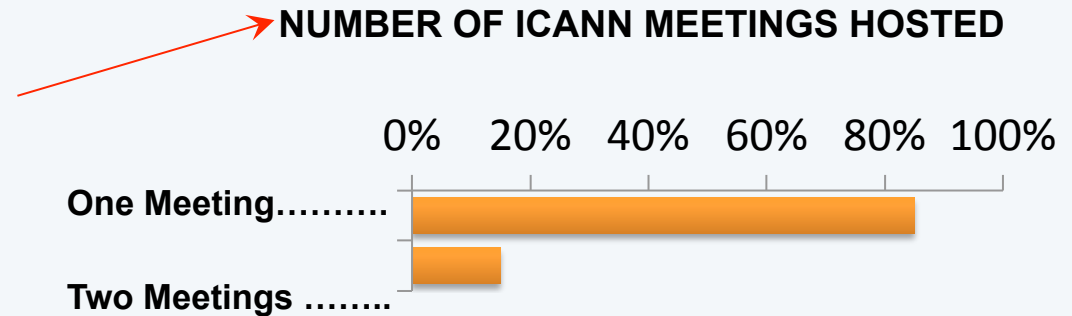
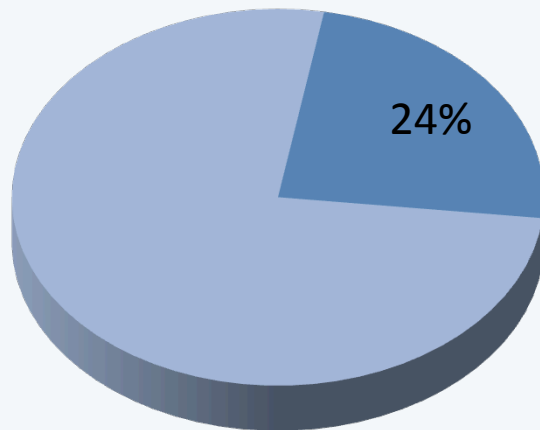
VOLUNTARY \$ SUPPORT	59%
\$ SUPPORT BY AGREEMENT	43%
BOTH VOLUNTARY AND BY AGREEMENT \$ SUPPORT	33%
NO \$ SUPPORT PROVIDED	0%

INCIDENCE OF ATTENDING ICANN MEETINGS 3 TIMES PER YEAR – BY NUMBER OF DOMAIN NAMES MANAGED

LESS THAN 100,000	7%
100,000 – 1 MILLION	53%
MORE THEN 1 MILLION	92%

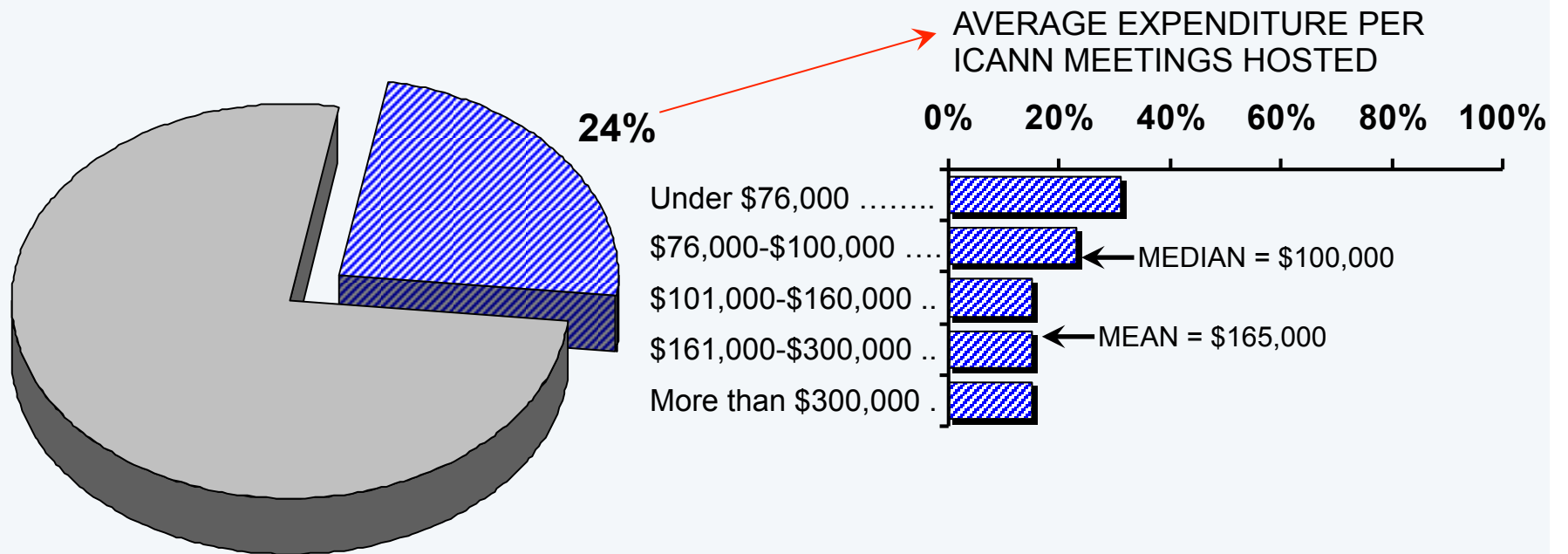
ccNSO Finance Working Group

INCIDENCE OF HAVING EVER HOSTED AN ICANN MEETING



Average Cost to ccTLD Host:
Agreement - \$274,000
No Agreement - \$119,000

INCIDENCE OF HAVING EVER HOSTED AN ICANN MEETING



- Average expenditure increases significantly by number of domain-names managed, rising from \$5,400 among host ccTLD's with fewer than 100,000 managed domain names to \$248,000 among host ccTLD's with more than one million domain names under management.

ccNSO Finance Working Group

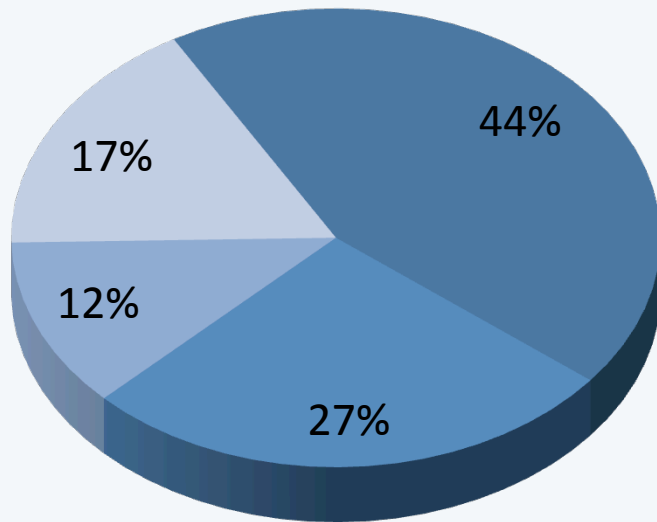
Finding #2:

The financial contribution of ccTLD is independent of a formal arrangement between ICANN and ccTLD.

Or in statistical terms: There is no correlation between financial contribution of a ccTLD and formal arrangement between ICANN and ccTLD's.

ccNSO Finance Working Group

METHOD ccTLDs USE TO FINANCIALLY SUPPORT ICANN ACTIVITIES



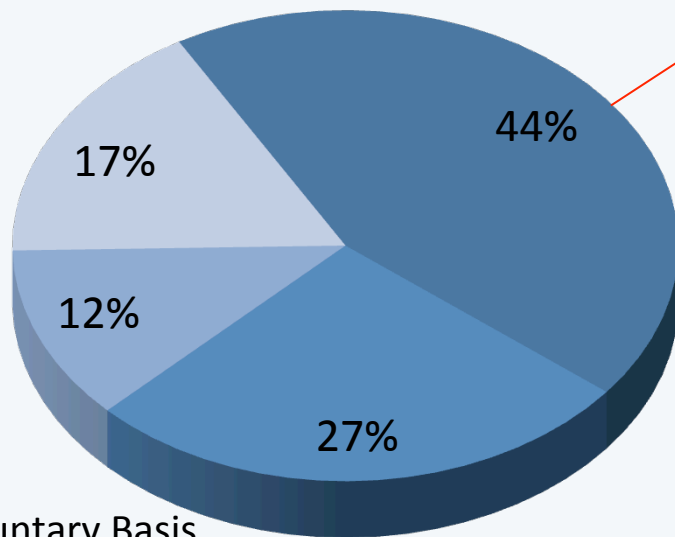
- Voluntary Basis
- Formal Agreement
- Both Formal and Agreement
- Do Not Provide Financial Support

- The dominant proportion of ccTLDs indicate financial support of ICANN activities on a voluntary basis.
- Note that close to two in 10 ccTLDs indicate providing no financial support to ICANN activities

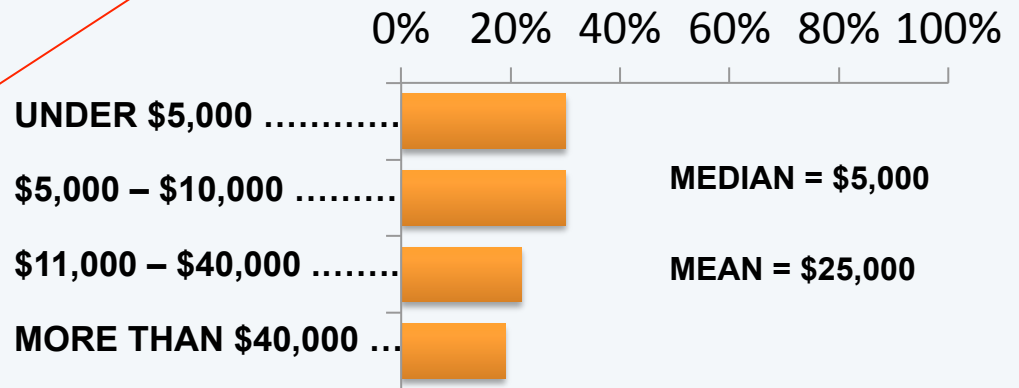
ccNSO Finance Working Group

METHOD ccTLD's USE TO FINANCIALLY SUPPORT ICANN ACTIVITIES: VOLUNTARY BASIS.

FINANCIAL SUPPORT CONTRIBUTED VOLUNTARILY IN 2010 (\$US)



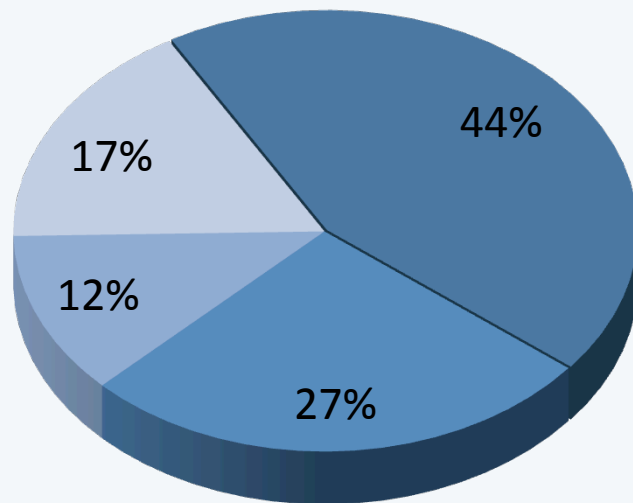
- Voluntary Basis
- Formal Agreement
- Both Formal and Agreement
- Do Not Provide Financial Support



● The size of voluntary contributions increases dramatically with increased number of domain names registered.

ccNSO Finance Working Group

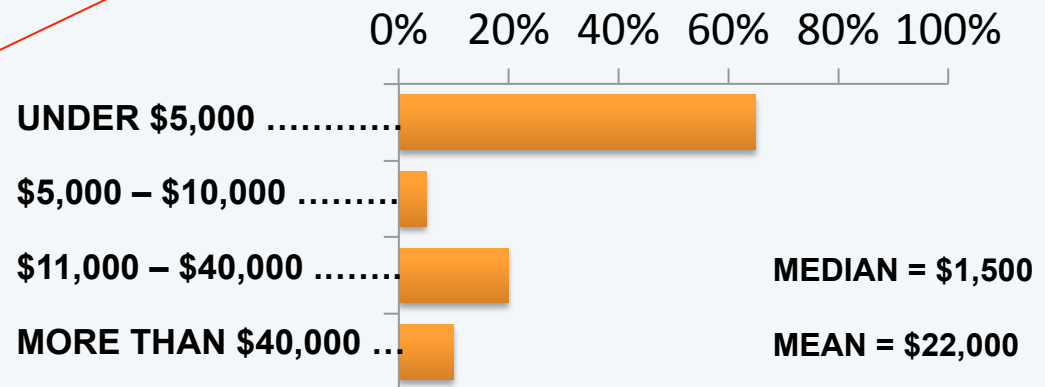
METHOD ccTLD's USE TO FINANCIALLY SUPPORT ICANN ACTIVITIES: FORMAL AGREEMENT.



- Voluntary Basis
- Formal Agreement
- Both Formal and Agreement
- Do Not Provide Financial Support

ccNSO

FINANCIAL SUPPORT CONTRIBUTED BY FORMAL AGREEMENT IN 2010 (\$US)



● ccTLDs that have hosted ICANN meetings in the past also indicate a significantly higher average level of financial support by formal agreement, at \$60,000.

ccNSO Finance Working Group

Finding #3:

The ccTLD financial contributions disclosed by ICANN are materially less than the actual financial and non-financial contributions made by the ccTLD community.

ccNSO Finance Working Group

Conclusions:

1. The ccTLDs that use the least amount of ICANN services make the largest financial contributions.
2. The financial contribution of ccTLD is independent of a formal arrangement between ICANN and ccTLD.

Or in statistical terms: There is no correlation between financial contribution of a ccTLD and formal arrangement between ICANN and ccTLD's.

3. The ccTLD financial contributions disclosed by ICANN are materially less than the actual financial and non-financial contributions made by the ccTLD community.

ccNSO Finance Working Group

Summary of findings:

ccTLDs not only make direct contributions to ICANN, but they also contribute to the ICANN model by hosting meetings, sponsoring meals and events, capacity building, contributing to ICANN issues, and ccNSO activities.

ccNSO Finance Working Group

Questions? Comments?