

The background is a solid red color. There are two large, white, abstract shapes at the top. The one on the left is a curved, pointed shape that tapers to a point. The one on the right is a more rounded, curved shape that also tapers to a point. Both shapes are oriented downwards.

Regional Organisation Joint Statistics Survey

SURVEY DETAILS

- ▶ A co-operative survey between AFTLD, APTLD, CENTR and LACTLD
 - ▶ Survey ran from 15 November 2011 to 15 February 2012
 - ▶ 81 ccTLDs across the regions provided some amount of data

▶ OBJECTIVES

- ▶ To promote co-operation between the regions particularly relating to statistics
- ▶ To enable ccTLDs to benchmark with a broader community than their own region



Regional Organisation Survey - Overview

Key respondents: 81 ccTLD from across the 4 regional organisations (AFTLD , APTLD, CENTR, LACTLD)

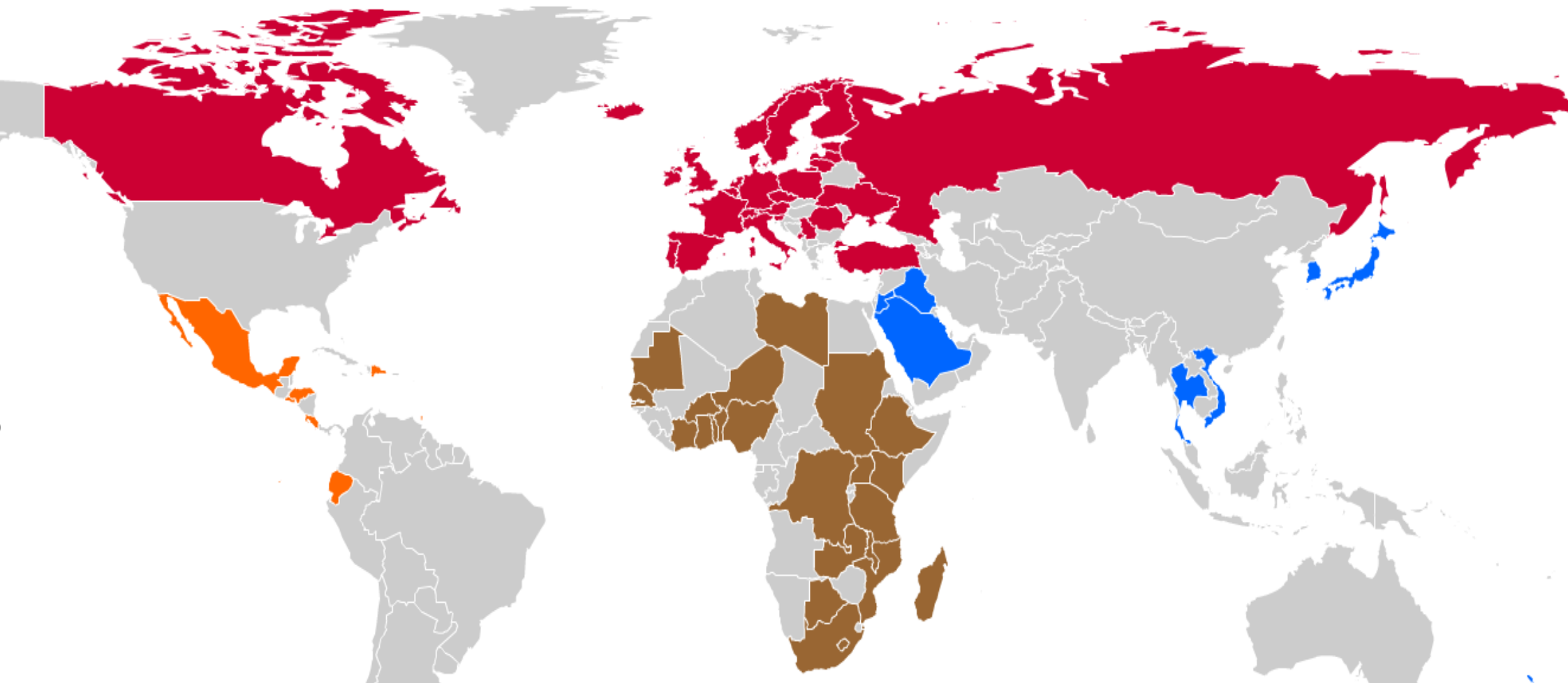
Key Period: November 2011 to February 2012

.am	Armenia	.me	Montenegro	.vn	Vietnam	.et	Ethiopia
.at	Austria	.nl	Netherlands	.sa	Saudi Arabia	.gm	Gambia
.be	Belgium	.no	Norway	.nr	Nauru	.gh	Ghana
.ca	Canada	.pl	Poland	.jo	Jordan	.ke	Kenya
.ch	Switzerland	.pt	Portugal	.aw	Aruba	.ls	Lesotho
.cz	Czech Republic	.rf	IDN TLD	.ec	Ecuador	.ly	Libya
.de	Germany	.ro	Romania	.ky	Cayman Islands	.mg	Madagascar
.dk	Denmark	.rs	Serbia	.tt	Trinidad and Tobago	.mw	Malawi
.ee	Estonia	.ru	Russian Federation	.ai	Anguilla	.mr	Mauritania
.es	Spain	.se	Sweden	.sv	El Salvador	.mz	Mozambique
.eu	European Union	.si	Slovenia	.cr	Costa Rica	.ne	Niger
.fi	Finland	.tr	Turkey	.mx	Mexico	.ng	Nigeria
.fr	France	.ua	Ukraine	.do	Dominican Republic	.st	Sao Tome and Principe
.ie	Ireland	.uk	United Kingdom	.hn	Honduras	.sn	Senegal
.is	Iceland	.jp	Japan	.bj	Benin	.sc	Seychelles
.it	Italy	.kr	Korea, Republic of	.bw	Botswana	.za	South Africa
.li	Liechtenstein	.sg	Singapore	.bf	Burkina Faso	.sd	Sudan
.lt	Lithuania	.iq	Iraq	.cv	Cape Verde	.tz	Tanzania
.lu	Luxembourg	.nz	New Zealand	.cd	Congo	.tg	Togo
.lv	Latvia	.th	Thailand	.ci	Cote d'Ivoire	.ug	Uganda
						.zm	Zambia

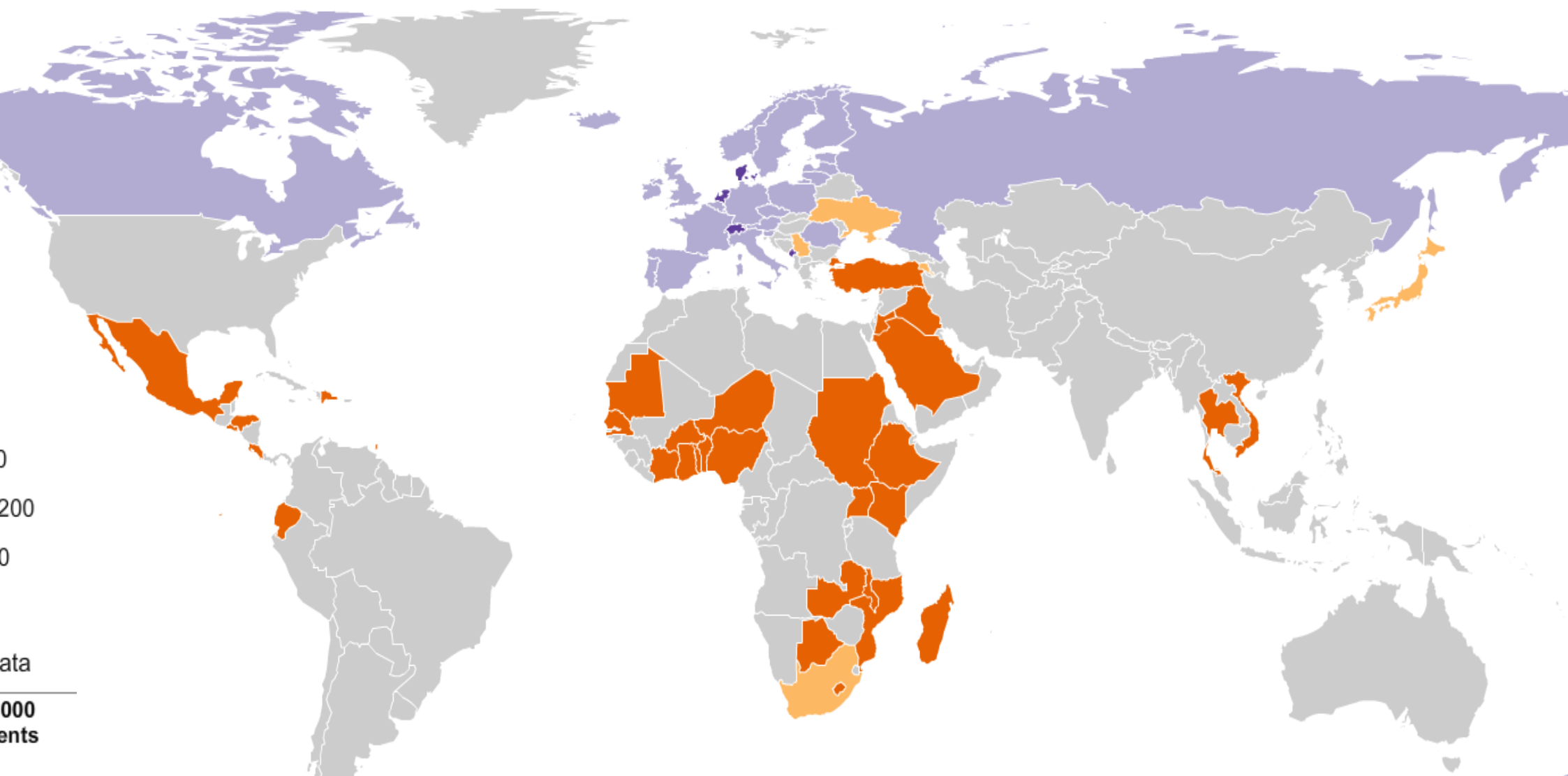
Regional Organisation Survey - Overview

Survey respondents: 81 ccTLD from across the 4 regional organisations (AFTLD , APTLD, CENTR, LACTLD)

Survey Period: November 2011 to February 2012

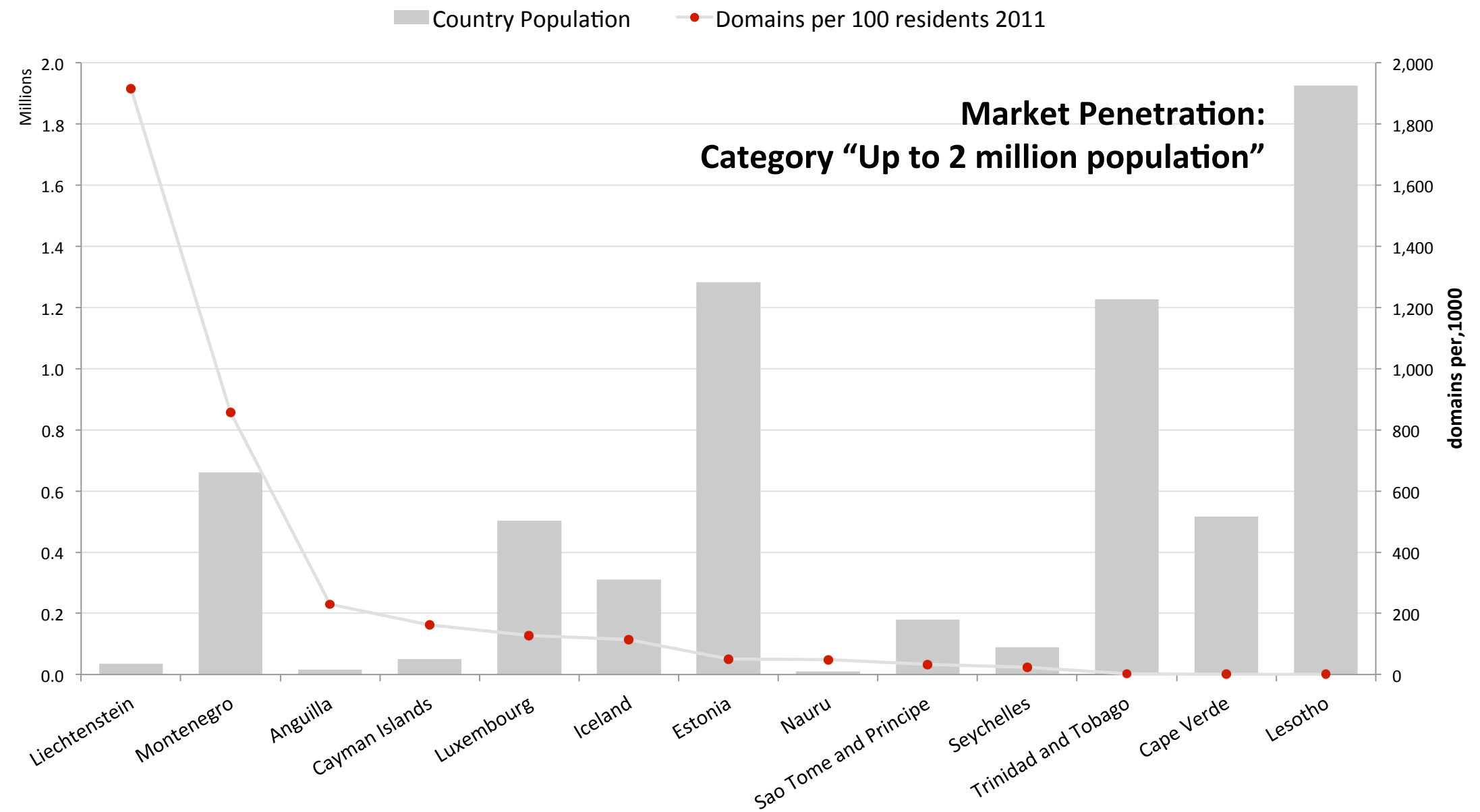


Regional Organisation Survey – Market Penetration



0
200
0
ata
000
ents

Regional Organisation Survey – Market Penetration

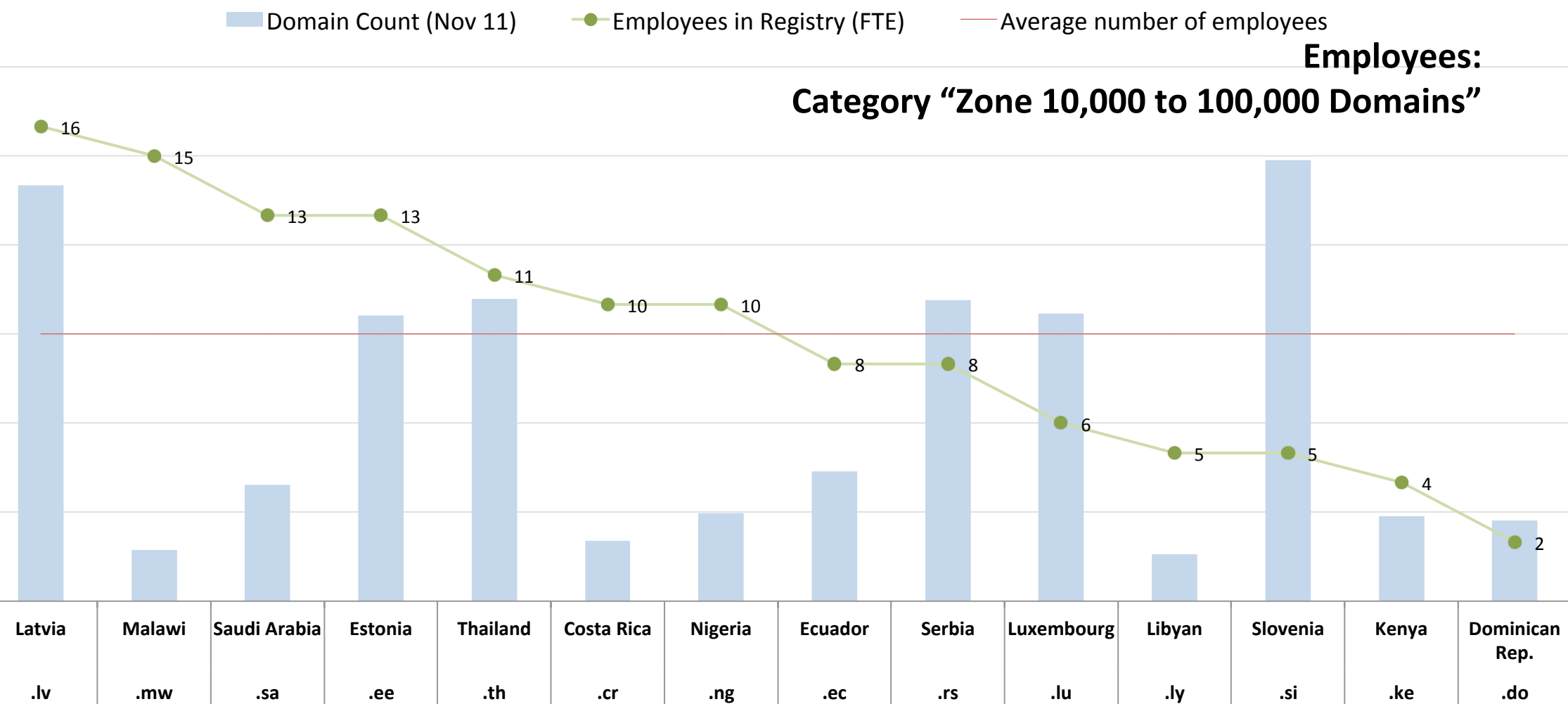


er categories within survey report:

10 million population

Regional Organisation Survey – Registry employees

The below shows the number of employees working in the Registry of each ccTLD

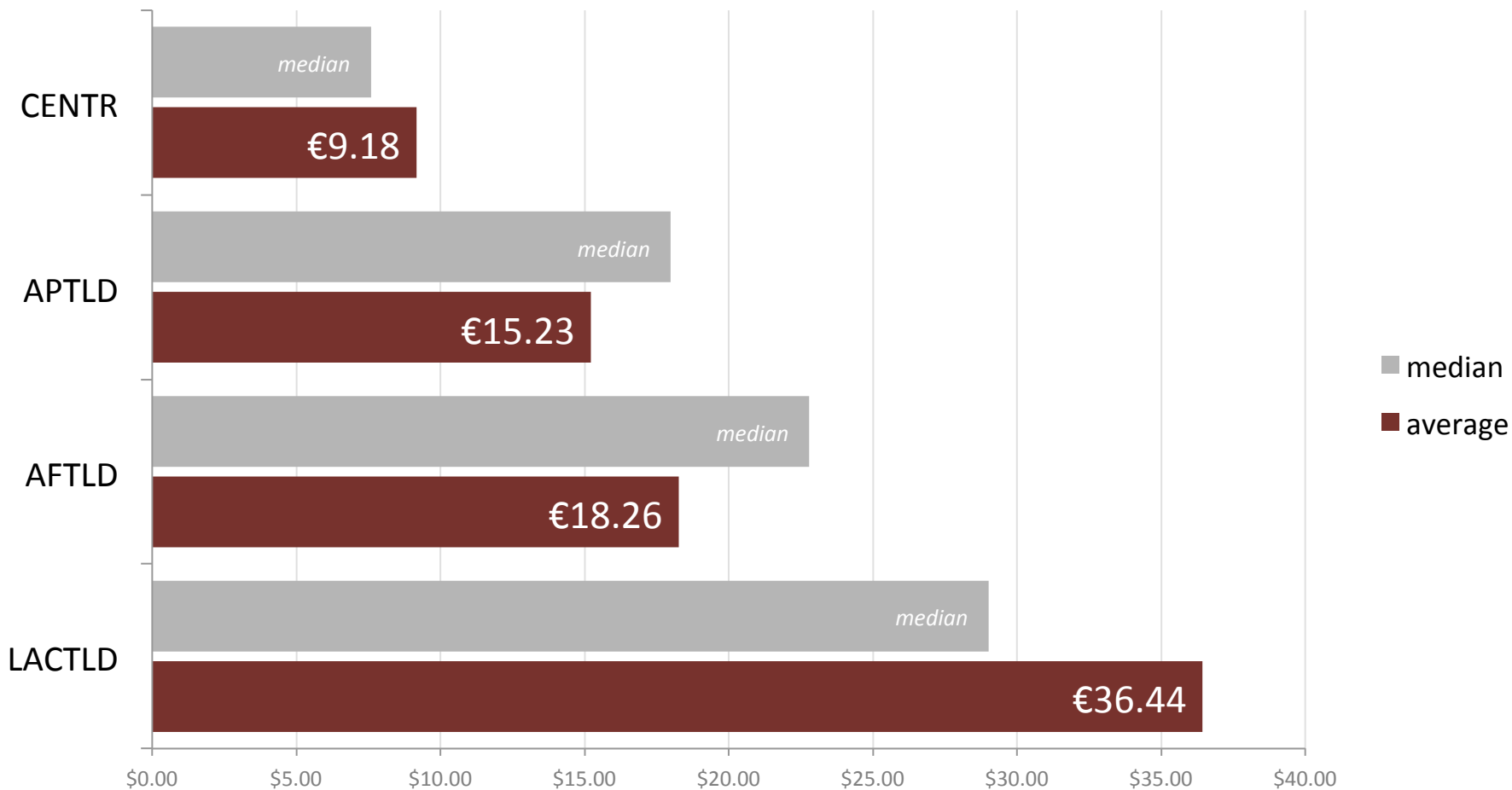


Other categories within survey report:

One Up to 10,000 Domains

Regional Organisation Survey – Domain name pricing

The below shows the average price of a domain (wholesale/EUR/ex-VAT) in each of the 4 Regional Organisations



Domain Pricing was detailed according to zone size in the survey report

zone size up to 100,000



THANK YOU!