

.fo



Isak N. Jacobsen

Chairman of the board
The Faroese ccTLD council

Setup and Status of .fo Today

A short historical résumé and facts about .fo. How we have chosen to construct the .fo domain space and the considerations we have made in connection with the introduction of the present set of rules governing .fo. The process from our old system to FRED and the challenges we face in the near future.

Some Facts about the Faroe Islands

Where is it?



Facts

- 18 islands (62°North 07°West)
- 1399 km²
- Distant: N-S 113 km and E-W 75 km
- Population: 48.589 (feb.2011)
- The capital: Tórshavn (population 19.649)
- Language: Faroese (The language of the Vikings)
- Self governing country within the Kingdom of Denmark (Not member of EU)
- The flag (Merki)



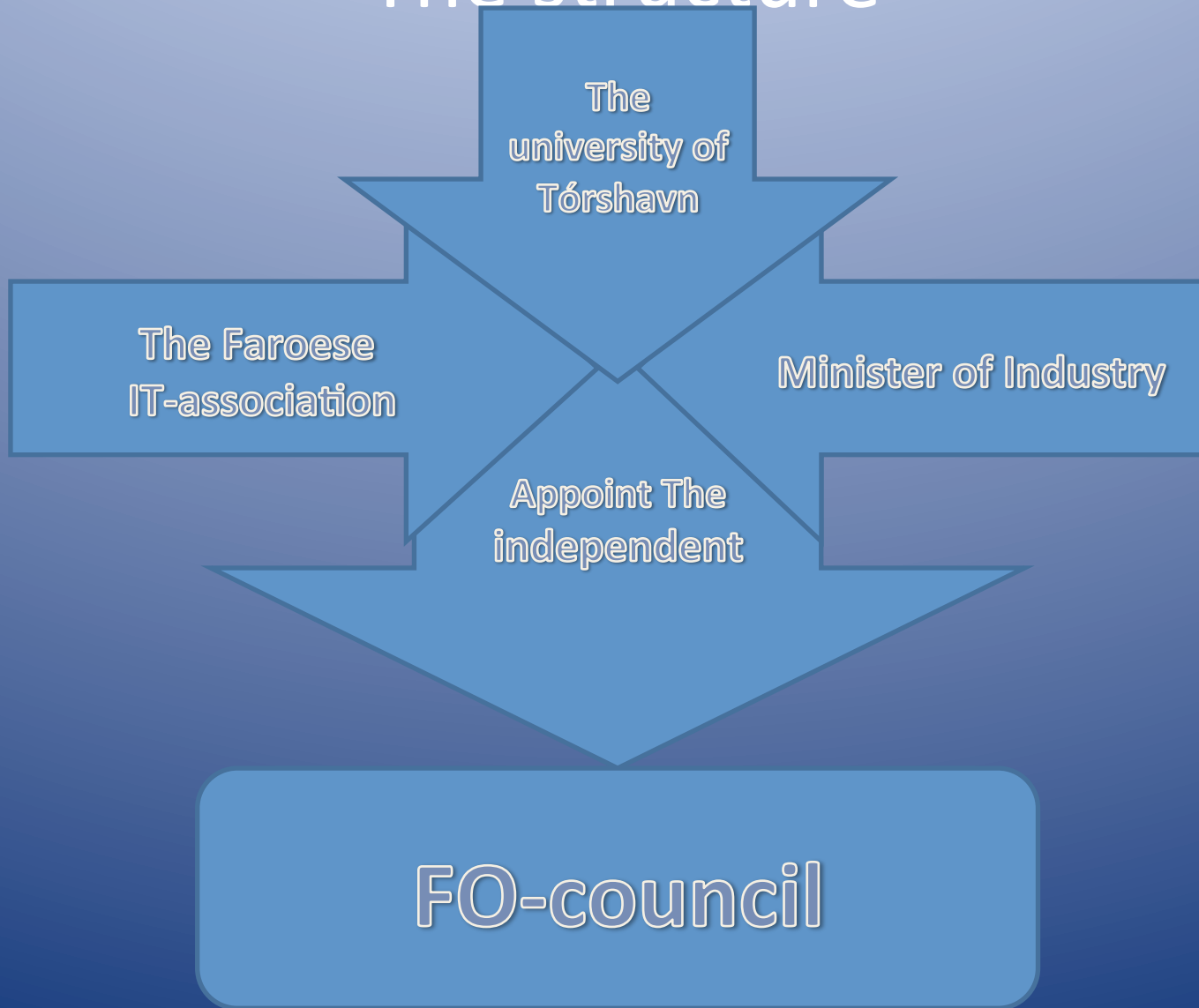
The World's Best Islands

Faroe Islands were voted the most "authentic, unspoiled, and likely to remain so"

Places Rated by
National Geographic Traveler



The structure



The History

- It started at the University of Tórshavn 1993
- The first .fo domain name 1995
- The Faroese IT-Association and the Minister of Industry elected the first FO-council in 2001
- Navision based administration system was implemented 2001
- The FO-council produced the first set of rules 2002
- New regulations were implemented 2006
- FRED was implemented late 2010
- The present council was elected in 2011

The structure

- FO-council is:
 - appointed by the Faroese IT-Association
 - manned by two representatives from the private sector and two from the public sector
 - a self owned institution
 - governed by regulations created by the council
 - approved by the minister of Industry

The FO-council

- there are no employees in the FO-council
(it's an hobby)
- all the members have a fulltime job else ware
(one lawyer, one marketing specialist and two IT-specialists)
 - the chairman is the former president of the Faroese IT- association
 - the vice chairman is head of IT at the university in Tórshavn
 - the first member is a lawyer at the municipal office of the city of Tórshavn
 - the second member is a marketing specialist

.fo council is:

- a non profit organisation
- not regulated by national law
- renting out domain names for one year at the time with the obligation to prolong the contract one year at the time
- to day managing 3.093 domain names

In the beginning

- .fo domain names were first and foremost for Faroese companies and people
- you had to prove your right to a name
- not abuse 3th. person right
- .fo administration should check content and usage
- the administration system was insufficient and required much manual work

Now

- we have loosen up a bit in the regulation
- You can now use 1.fo, a.fo, fi.fo, 123.fo etc.
- we can block names of national or public interests like = city names, islands names etc.
- we do not check content or usage
- only a court order will make us consider whether or not to take down a domain
- FRED is in action and performing good and is not labour intensive

The near future

- a broader ns-base in collaboration with PCH
- DNSsec in collaboration with PCH
- implementing IPv6 in collaboration with PCH
- updating FRED
- review of the FRED-FO coding
- liberalise the regulation
- open up for registrars?

The Administration

- The fo-administration is outsourced to a local security firma

Applying for a .fo domain name

- First you have to identify yourself with a copy of your passport or your social security #
- Then you have to prove your right to the name with sufficient documentation (national or international register)
- Then you can apply with a **A**-application and you can now rent the name for one year at the time
- If you can't prove your right to the name, you have to apply with an **B**-application and the name will be published on nic.fo and in a national newspaper for one month. If no one objects with a valid documentation and applies for the name your application will be approved
- Application fee **A**- 400,-dk/kr. **B**-900,-dk/kr .
- Annual fee 450,-dk/kr. (60 € - 80 \$)



> Forsíða

▶ Forsíða

▶ Skráset brúkara

▶ B listin

▶ Karantenu listin

▶ Prísir

▶ Um FO-ráðið

▶ Altjóða web-síður

▶ Navnaamb. veitarar

▶ Reglugerð

▶ OSS

▶ Fjar hjálp

Vælkomin á heimasíðuna hjá FO-umsitingini.

Hetta er umsitingarsíða fyri økisnøvnini (Domain Names) undir .fo landaøkinum, t.v.s. at her kunnu økisnøvn

- stovnst
- strikast
- redelegerast, t.e. at tilvísingin til navnaambætarar kann broytast

Har umframt ber til at stovna og broyta persóns- og virkisupplýsingar (adressu, t-post o.l.), ið eru/verða skrásettar í sambandi við eitt økisnavn.

Tó ber ikki til at skráseta nakað, fyrr enn tú hevur skrásett teg sum brúkara, og hevur innritað teg.

Skráset brúkara

ØKISNAVN

Er økisnavnið tøkt ?

.fo

KANNA

INNBITAN

Brúkararnavn:

Loyniorð:

INNBITA

Gloymt loyniorð ?



> Home

- ▶ Home
- ▶ Register User
- ▶ B list
- ▶ Protection list
- ▶ Fees
- ▶ Regulation

Welcome to the website of the FO-Administration.

This is the administration page for Domain Names under the .fo country domain. Here Domain Names can be

- created
- deleted
- redelegated (change of Nameservers)

Also you can create and modify data for Persons and Organizations (address, email etc.), which are/were created in connection with a Domain Name.

But before you can register anything, you have to register a user, and login to the system.

[Register User](#)

DOMAIN NAME

Is Domain Name available ?

 .fo

[CHECK](#)

LOGIN

Username:

Password:

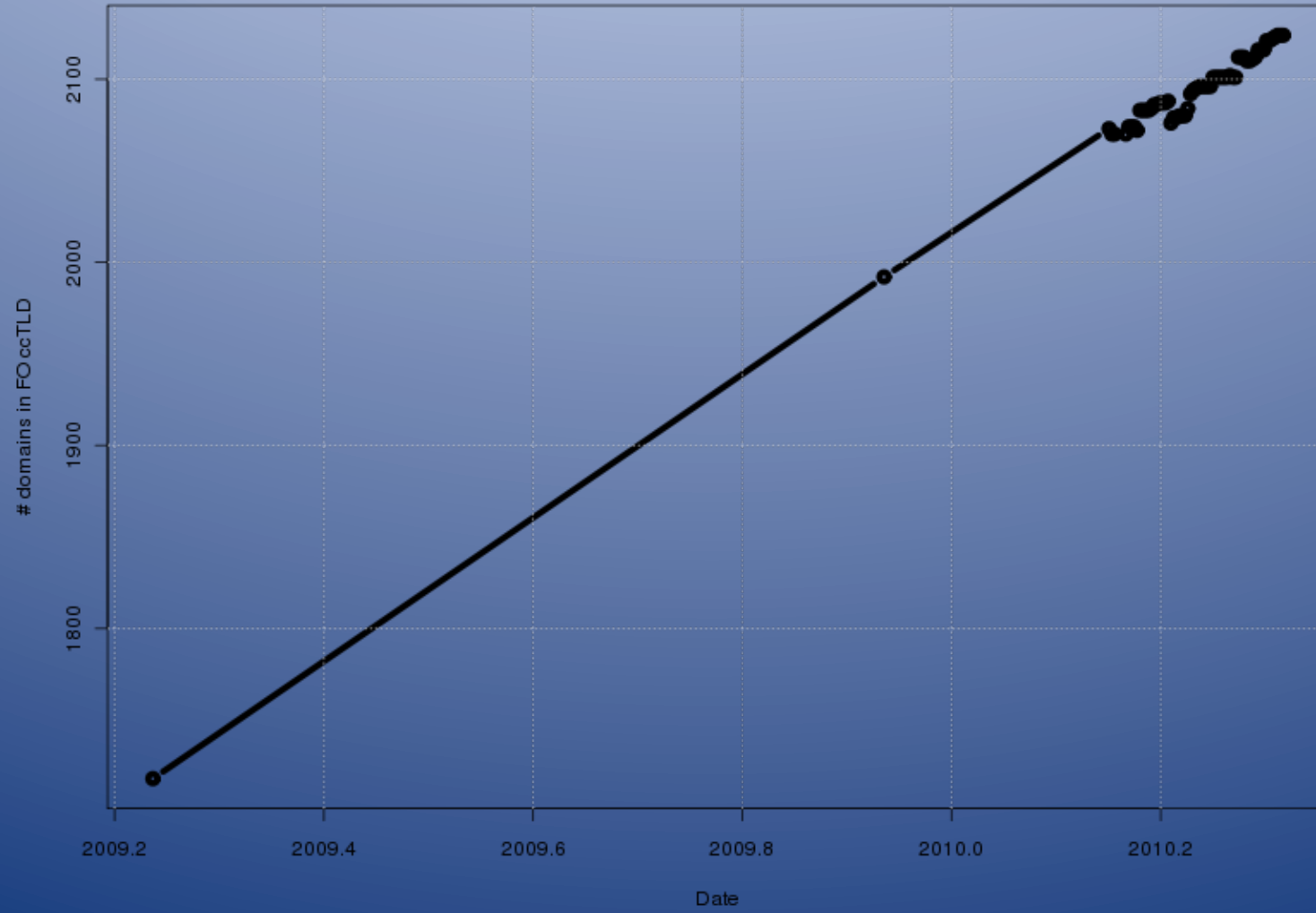
[LOGIN](#)

[Forgot password ?](#)

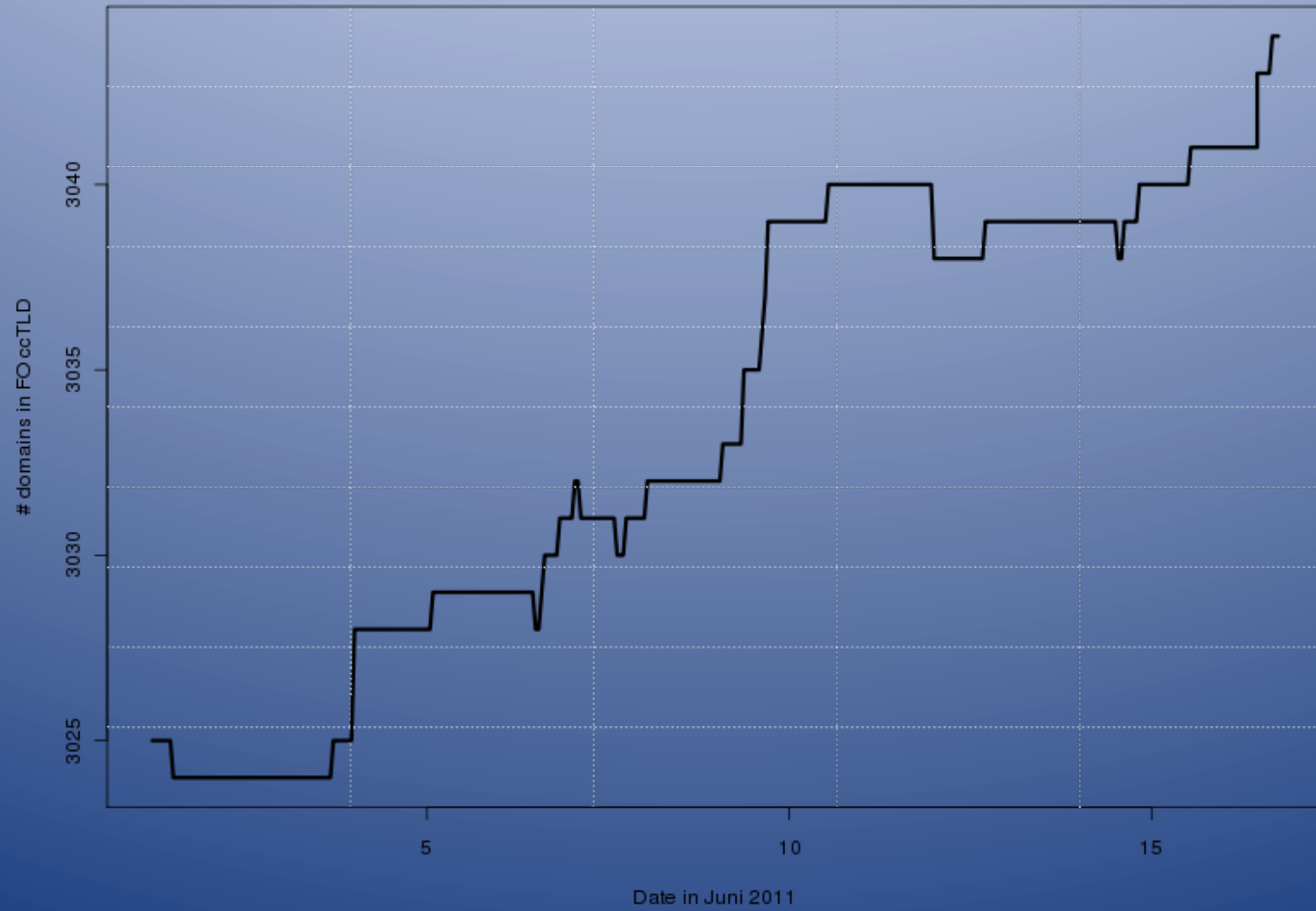
Video tutorial



Stats on the FO ccTLD



Stats on the FO ccTLD



What is FRED-FO ?

A web frontend to FRED system

built with PHP and MySQL (LAMP)

Uses fred-client functions for updates (PHP calling python functions)

Uses sql-scripts for selects (PHP and pg_query)

Using an external payment solution API from wannafind.dk

NOT using Freds email functions (notifications)

Runs on all common hardware / no special requirements

Backend (administration system for web frontend)

<https://www.nic.fo>

Some features

Register and modify user, user database, login system

Different privileges for holder, technical contact and billing contact

User blocking and administration

Forgot password function

Register domain name, renew domain name, delete domain name

Administer existing domain names

Is domain available ?

Register, modify and delete Organizations

Emails functions, notifications, reminders etc.

Invitation for contact changes

Email history

Summary

More features

Whois web interface

Multi languages

Logs

Stats

General settings

Blacklist and quarantines administration

Prices and products

External payment system

Glue records administration

Payments reports

Possibility for free renewal of domain name

Import system for old data (domain names, contacts, name servers)

Register User

User must be a person

The screenshot shows a web browser window with the URL https://www.nic.fo/index.php?m_id=200&page=form_registr. The page title is "NIC.FO". The browser's address bar shows the URL and the NIC.FO logo. The page content includes a navigation menu on the left with options: Home, Register User (selected), B list, Protection list, Fees, and Regulation. The main content area features a progress bar with four steps: Nationality (active), Identity, Info, and Confirmation. Below the progress bar, the heading "1) Enter nationality" is displayed. A form asks "What is your nationality?" with a dropdown menu labeled "Choose country". A "Forward" button is located below the form. To the right of the form, an information box contains the text: "Persons, who do not have Faroese citizenship, must document their identity by uploading a digital copy of their passport. It is important that you enter correct information, because data about nationality cannot be changed later for this user." Below the information box, a "Video tutorial" section features a large blue play button icon. The Windows taskbar at the bottom shows various application icons and the system clock displaying 00:31 on 13-02-2012.

Register Organization

After you created a user (person), you can create an organization

The screenshot shows a web browser window with the URL https://www.nic.fo/index.php?m_id=200&page=form_register. The page features a navigation menu on the left with options like 'My .fo summary', 'My Domain Names', and 'Register Organization'. The main content area displays a progress bar with steps: Customer Type, Nationality, Identity, Info, Role, and Confirmation. Below the progress bar, the section '1) Choose Type of Organization' includes a dropdown menu labeled 'Choose Type of Organization' and a 'Forward' button. A 'Video tutorial' button with a play icon is also visible. The user's name 'User: Petur Kirke' and a flag icon are shown in the top right. The Windows taskbar at the bottom shows various application icons and the system clock indicating 00:44 on 13-02-2012.

Register Domain Name

The screenshot shows a web browser window with the URL https://www.nic.fo/index.php?m_id=140&page=form_check. The page title is "NIC.FO". The user is logged in as "User: Petur Kirke" with a flag of the Faroe Islands.

The main content area is titled "1) Register Domain Name". It features a progress bar with steps: Domain Name, Nameservers, Holder, Billing Contact, Tech. Contact, Application Type, Confirmation, and Cart. The "Domain Name" step is currently active.

Below the progress bar, there is a form with the label "Enter Domain Name" followed by an input field and ".fo" text. A "Forward" button is located to the right of the input field.

To the right of the form, there is an information box with a blue 'i' icon. The text inside reads: "Domain Names in country domain .fo are allowed to:" followed by a bulleted list of rules:

- contain between 4 and 66 characters (including .fo)
- contain the letters A to Z in the English alphabet, the numbers 0 to 9 and the sign - (dash), which cannot be the first or last character in the Domain Name
- contain only numbers

Below the information box, there is a link labeled "Video tutorial".

The left sidebar contains a navigation menu with the following items: My .fo summary, My Domain Names, My Organizations, To accept, Personal Information, Change password, My emails, Whois, Register Domain Name (highlighted), Instruction, Register Organization, B list, Protection list, and Fees.

The Windows taskbar at the bottom shows the Start button, Internet Explorer, File Explorer, and several other applications. The system tray on the right shows the time as 15:30 and the date as 12-02-2012.

Edit/Renew Domain Name/s

The screenshot shows a web browser window with the URL https://www.nic.fo/index.php?m_id=100&page=form_doma. The page title is "NIC.FO". The user is logged in as "User: Petur Kirke" with a flag icon for the Faroe Islands.

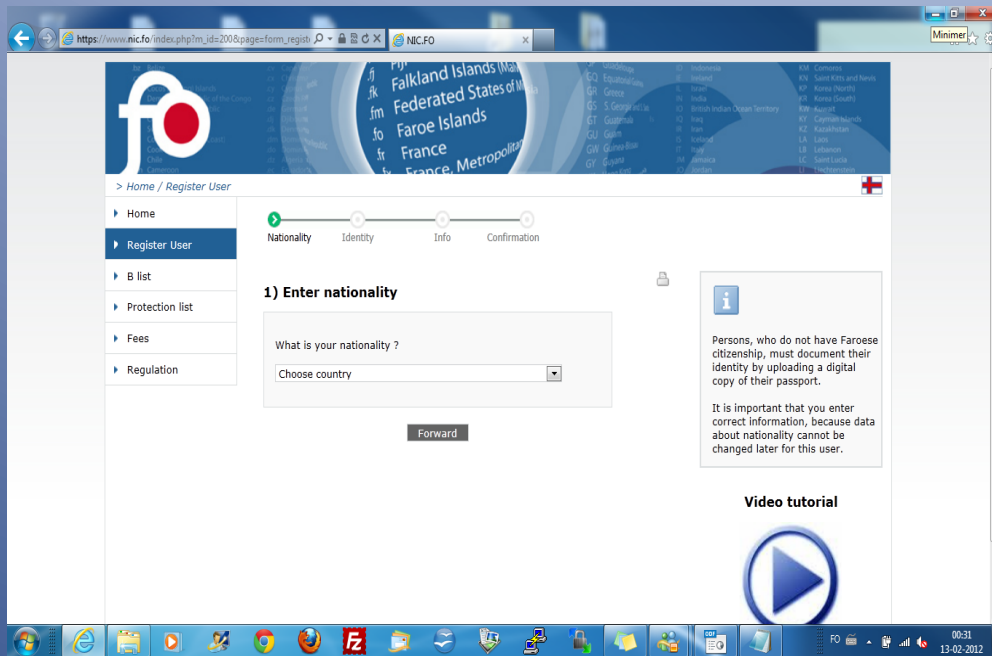
The main content area is titled "Domain Names list" and shows a table of 8 domain names. The table has columns for "Holder", "Technical Contact", and "Billing Contact". The domain names listed are: olja.fo, leiga.fo, hus.fo, flatnagardur.fo, bingo.fo, poker.fo, jol.fo, and olavsoka.fo. The "Billing Contact" column shows dates for each domain: 2012-05-03, 2012-05-24, 2012-07-03, 2012-09-03, 2012-10-03, 2012-12-03, 2012-12-03, and 2012-12-03. There are buttons for "Renew selected", "Select all", and "Deselect all" at the bottom of the table.

On the left side, there is a navigation menu with the following items: My .fo summary, My Domain Names (selected), My Organizations, To accept, Personal Information, Change password, My emails, Whois, Register Domain Name, Instruction, Register Organization, B list, Protection list, and Fees.

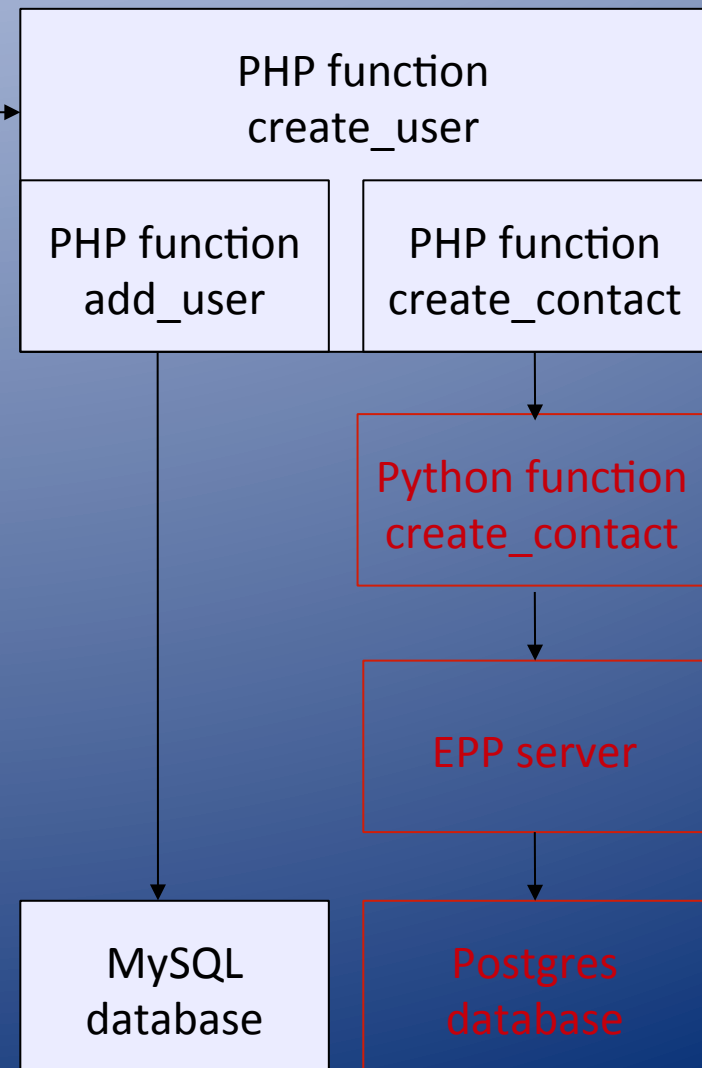
At the bottom of the browser window, the Windows taskbar is visible with various application icons and the system tray showing the time as 15:37 on 12-02-2012.

Holder	Technical Contact	Billing Contact
<input type="checkbox"/> olja.fo		2012-05-03
<input type="checkbox"/> leiga.fo		2012-05-24
<input type="checkbox"/> hus.fo		2012-07-03
<input type="checkbox"/> flatnagardur.fo		2012-09-03
<input type="checkbox"/> bingo.fo		2012-10-03
<input type="checkbox"/> poker.fo		2012-12-03
<input type="checkbox"/> jol.fo		2012-12-03
<input type="checkbox"/> olavsoka.fo		2012-12-03

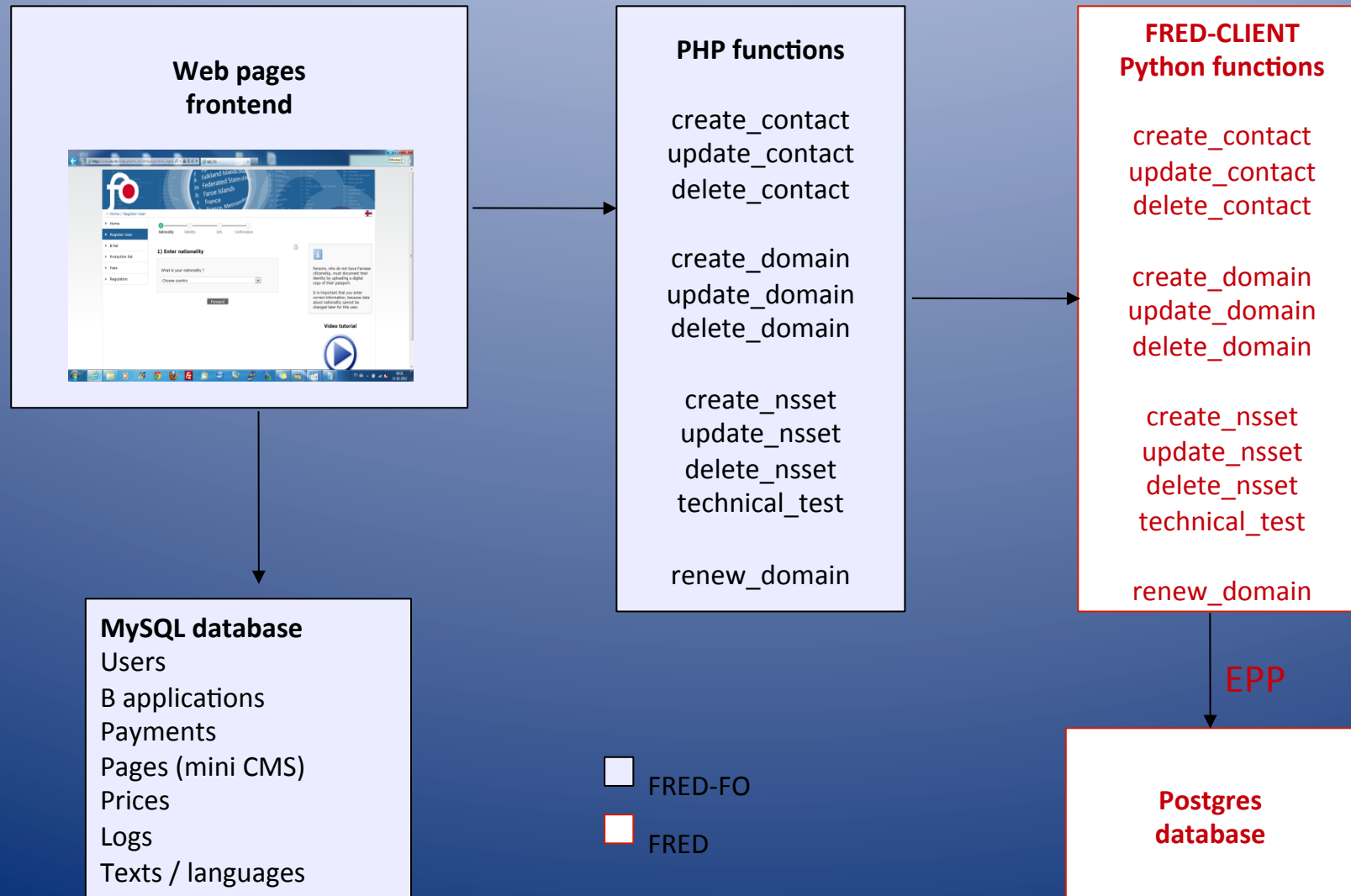
FRED.FO and FRED (create user example)



- FRED-FO
- FRED



FRED.FO and FRED (updating)




Calling fred-client from PHP

FredClient is a set of Python scripts

```
function update_contact($contact_id, $organization, $firstname, $lastname, $ident, $idnumber, $street, $zipcode, $city,
$country, $phonecc, $phone, $email)
{
    //create update_contact command for fred
    $insertstr = "update_contact ";
    $insertstr.= $contact_id." (";
    $insertstr.= "".$firstname." ";
    $insertstr.= "".$organization." (";
    if ($organization=="")
    {
        $insertstr.= "(";
    }
    $insertstr.= "".$street." ";
    if ($organization=="")
    {
        $insertstr.= ", "".$lastname."") ";
    }
    $insertstr.= "".$city." ";
    $insertstr.= "".$zipcode." ";
    $insertstr.= $country." ";
    $insertstr.= "NULL";
    $insertstr.= ") ";
    $insertstr.= "+".$phonecc.".".$phone." ";
    $insertstr.= "NULL ";
    $insertstr.= $email."");

    exec("python /usr/bin/fred-client -o php -d \"\$insertstr\"");
}
```



Any questions ?

Thank you 😊

